




The three survivors:

	Chris Gates			Colin Rolfe			Owen Rowse		
									
Year	Time	Event Place	Category Place	Time	Event Place	Category Place	Time	Event Place	Category Place
1994	3:50:53	36	33 (Men Open)	3:28:24	14	14 (Men Open)	3:38:44	23	21 (Men Open)
1995	3:34:59	21	19 (Men Open)	3:22:59	9	8 (Men Open)	3:37:42	22	2 (Men 40-49)
1996	3:36:15	23	20 (Men Open)	3:09:06	5	4 (Men Open)	3:40:58	30	6 (Men 40-49)
1997	3:32:07	18	13 (Men Open)	3:12:38	7	7 (Men Open)	3:35:41	22	5 (Men 40-49)
1998	3:37:20	15	13 (Men Open)	3:07:05	3	3 (Men Open)	4:03:17	53	19 (Men 40-49)
1999	3:41:19	34	11 (Men 40-49)	3:02:42	1	1 (Men U40)	4:18:08	115	29 (Men 40-49)
2000	2:57:42	25	(Men 40-49)	2:32:42	2	(Men 40-49)	2:51:59	19	(Men 50-59)
2001	3:06:41	20	7 (Men 40-49)	2:46:27	7	3 (Men 40-49)	3:26:27	47	5 (Men 50-59)
2002	2:57:57	10	6 (Men 40-49)	2:43:22	1	1 (Men 40-49)	3:08:18	21	1 (Men 50-59)
2003	3:02:06	15	6 (Men 40-49)	3:02:05	14	5 (Men 40-49)	3:10:10	21	2 (Men 50-59)
2004	2:54:35	8	3 (Men 40-49)	2:53:01	7	2 (Men 40-49)	3:20:43	37	4 (Men 50-59)
2005	3:22:18	39	12 (Men 40-49)	3:19:04	32	9 (Men 40-49)	4:03:31	128	9 (Men 50-59)
2006	3:00:09	10	4 (Men 40-49)	3:09:05	16	8 (Men 40-49)	3:38:27	51	4 (Men 50-59)
2007	2:57:48	9	3 (Men 40-49)	3:10:55	15	6 (Men 40-49)	3:44:47	78	8 (Men 50-59)
2008	3:00:26	6	2 (Men 40-49)	3:24:14	31	8 (Men 40-49)	3:29:59	40	4 (Men 50-59)
2009	2:57:09	11	1 (Men 50-59)	3:03:32	14	3 (Men 40-49)	3:59:00	115	12 (Men 50-59)
2010	3:08:28	13	2 (Men 50-59)	3:03:42	12	1 (Men 50-59)	3:43:01	67	1 (Men 60+)
2011	3:06:50	21	2 (Men 50-59)	3:00:02	15	1 (Men 50-59)	3:24:24	37	1 (Men 60+)
2012	3:02:39	13	2 (Men 50-59)	3:44:34	93	7 (Men 50-59)	4:01:22	152	2 (Men 60+)